

FLEX - STANDARD 1700-3000

Led Strip



Alimentazione / Operating Voltage	24 V
Potenza / Power	13,5 W/mt
Larghezza Pcb / Width Pcb	12 mm
Altezza / Height Stripe	2 mm
Lunghezza / Length Stripe	5000 mm
Taglio segmento/ Length per Cut	36 mm
N° LED	224 / mt
IP	20
Temperatura esercizio Storage Temperature	- 30° C - + 70°C
Lifetime	L70B20 50000H

	Flusso Luminoso Luminous Flux	Efficienza Efficiency	Colore Luce Led Color
DA-STANDARD-1700-3000	1649 lm/mt	127 lm/W	3000 K



Via Cadorna, 40/42
20032 Cormano (MI)
Tel. +39 02 84269630
Fax +39 02 84269631
info@dadalighting.com
www.dadalighting.com

FLEX - STANDARD 1700-3000

Led Strip

Light efficiency:

127 Lumen/Watt

Output: 1649 lm

Light quality:

CRI: 93,2

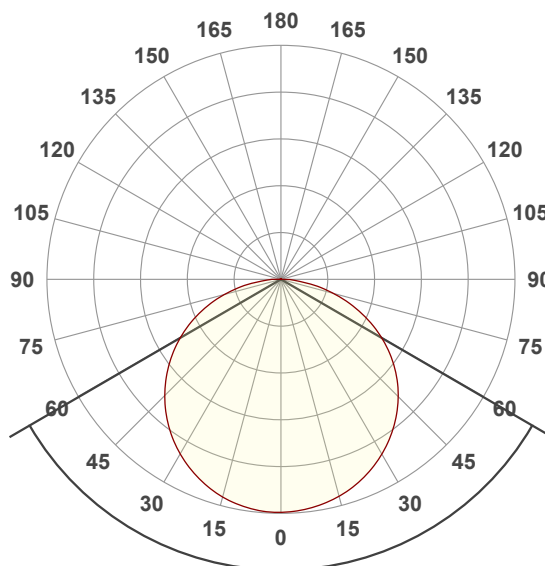
Peak: 525 cd

Color temperature:

3040 K

Power: 13,0 W

24,0V @ 0,542A



Beam angle

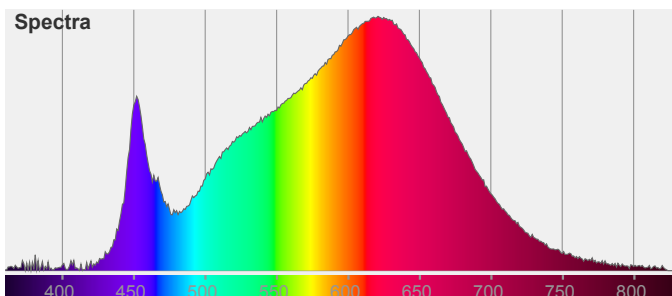
119,6°

Color



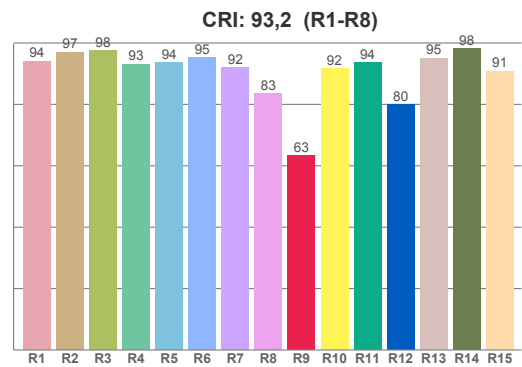
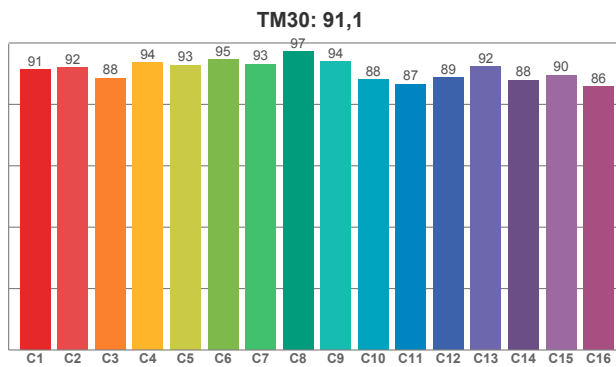
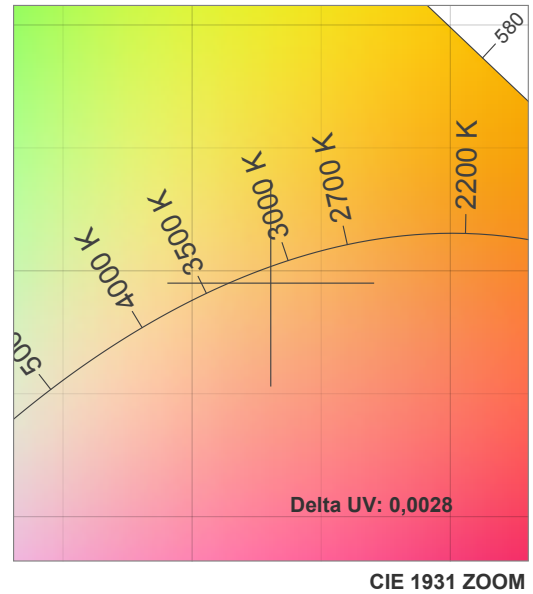
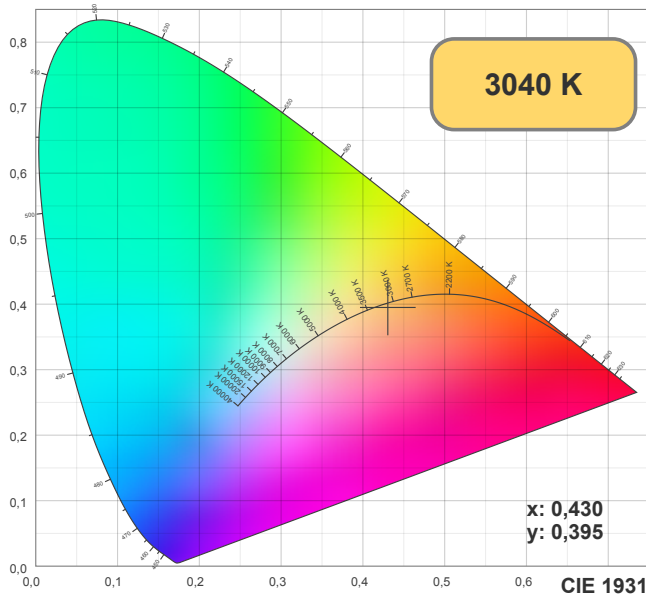
CIE1931
x: 0,430
y: 0,395

Spectra



FLEX - STANDARD 1700-3000

Led Strip



CRI R values, only R1-R8 are used to calculate final CRI value

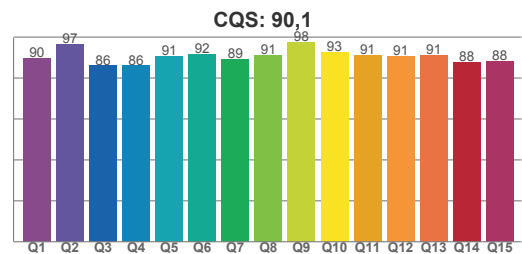
R1	R2	R3	R4	R5	R6	R7	R8	R9	R10	R11	R12	R13	R14	R15
94,04	96,98	97,52	93,14	93,61	95,16	91,89	83,41	63,27	91,66	93,65	79,88	95,06	98,15	90,84

TM30 C values, 16 binned values out of total of 99 C values

C1	C2	C3	C4	C5	C6	C7	C8	C9	C10	C11	C12	C13	C14	C15	C16
91,27	92,00	88,49	93,57	92,83	94,57	93,13	97,09	93,88	87,99	86,56	88,74	92,28	87,90	89,57	85,76

CQS Q values

Q1	Q2	Q3	Q4	Q5	Q6	Q7	Q8	Q9	Q10	Q11	Q12	Q13	Q14	Q15
89,57	96,71	86,01	86,06	90,68	91,78	89,28	91,11	97,62	92,57	91,32	90,73	91,18	87,87	88,22

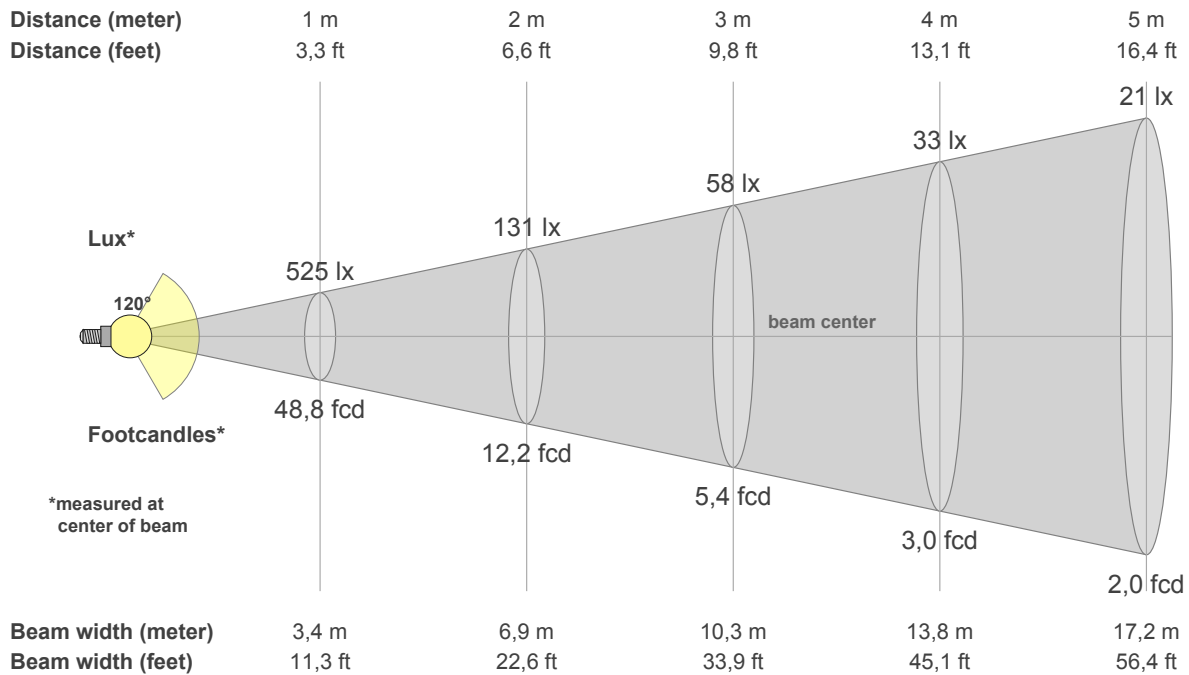


Color parameters

CCT	CRI	CRI R9	TM30 Rf	TM30 Rg	CQS	x	y	u	v	Duv
3040 K	93,2	63,3	91,1	100,5	90,1	0,4	0,4	0,3	0,3	-0,0028

FLEX - STANDARD 1700-3000

Led Strip



Intensities in 0° c-plane

0°	5°	10°	15°	20°	25°	30°	35°	40°	45°	50°	55°	60°	65°	70°	75°	80°	85°	90°	95°
525	523	517	506	493	476	455	431	404	374	340	303	261	217	171	124	79	37	14	1
100%	100%	98%	96%	94%	91%	87%	82%	77%	71%	65%	58%	50%	41%	32%	24%	15%	7%	3%	0%

Intensities in 0° c-plane

0°	5°	10°	15°	20°	25°	30°	35°	40°	45°	50°	55°	60°	65°	70°	75°	80°	85°	90°	95°
525	523	517	506	493	476	455	431	404	374	340	303	261	217	171	124	79	37	14	1
100%	100%	98%	96%	94%	91%	87%	82%	77%	71%	65%	58%	50%	41%	32%	24%	15%	7%	3%	0%

Intensities in 180° c-plane

0°	5°	10°	15°	20°	25°	30°	35°	40°	45°	50°	55°	60°	65°	70°	75°	80°	85°	90°	95°
525	525	518	508	494	476	454	430	402	370	337	300	261	221	177	133	88	48	20	1
100%	100%	99%	97%	94%	91%	87%	82%	76%	71%	64%	57%	50%	42%	34%	25%	17%	9%	4%	0%

Intensities in 180° c-plane

0°	5°	10°	15°	20°	25°	30°	35°	40°	45°	50°	55°	60°	65°	70°	75°	80°	85°	90°	95°
525	525	518	508	494	476	454	430	402	370	337	300	261	221	177	133	88	48	20	1
100%	100%	99%	97%	94%	91%	87%	82%	76%	71%	64%	57%	50%	42%	34%	25%	17%	9%	4%	0%

Beam angle 50%	Field angle 10%	Cutoff angle 2,5%	Intensity ratio in 120° cone	Intensity ratio in 90° cone
119,6°	167,6°	182,0°	75,3%	50,2%